

AALL Economic Outlook Survey Results - April 2009

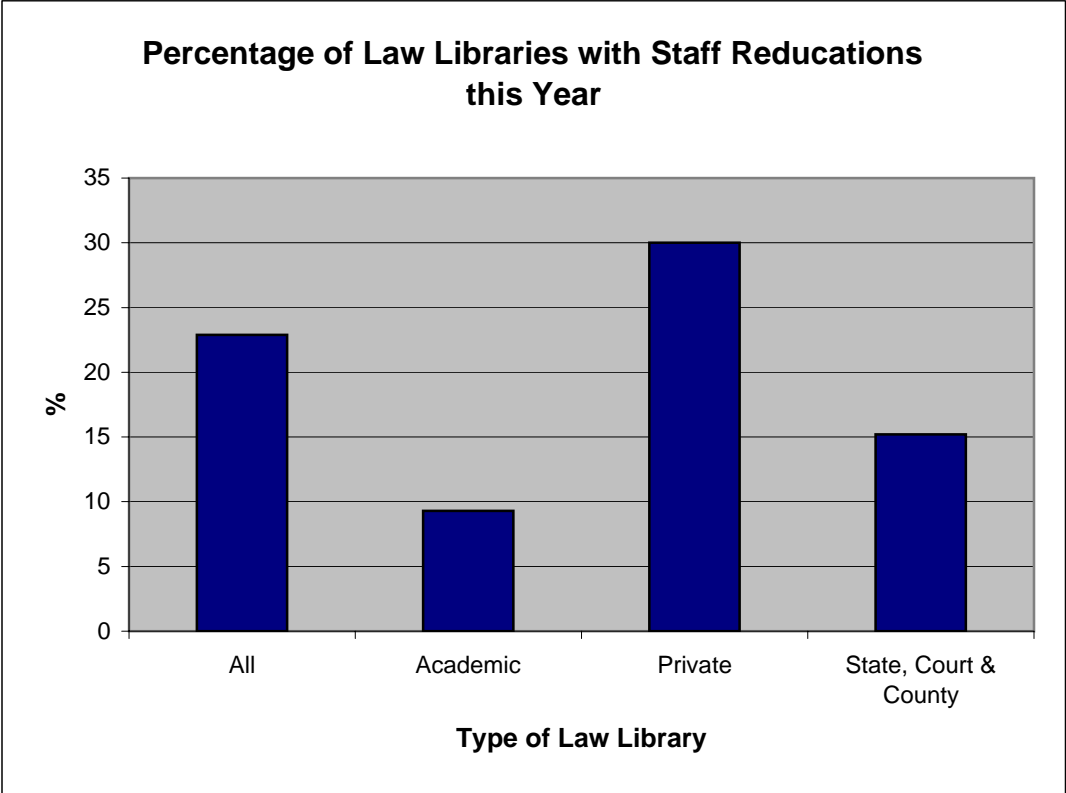
1. Has your library had any staff reductions this year?

All Responses		
Yes	22.9%	100
No	77.1%	337
<i>answered question</i>		437

Academic Law Library Responses		
Yes	9.3%	8
No	90.7%	78
<i>answered question</i>		86

Private Law Library Responses		
Yes	30.0%	80
No	70.0%	187
<i>answered question</i>		267

State, Court & County Law Library Responses		
Yes	15.2%	12
No	84.8%	67
<i>answered question</i>		79



2. If you answered "Yes" to the previous question, what was the total number of full-time employees laid off?

All Responses		
1 to 5	95.7%	89
6 to 10	3.2%	3
11 to 15	1.1%	1
16 to 20	0.0%	0
More than 20	0.0%	0
<i>answered question</i>		93

Academic Law Library Responses

1 to 5	87.5%	7
6 to 10	0.0%	0
11 to 15	12.5%	1
16 to 20	0.0%	0
More than 20	0.0%	0
<i>answered question</i>		8

Private Law Library Responses

1 to 5	95.9%	70
6 to 10	4.1%	3
11 to 15	0.0%	0
16 to 20	0.0%	0
More than 20	0.0%	0
<i>answered question</i>		73

State, Court & County Law Library Responses

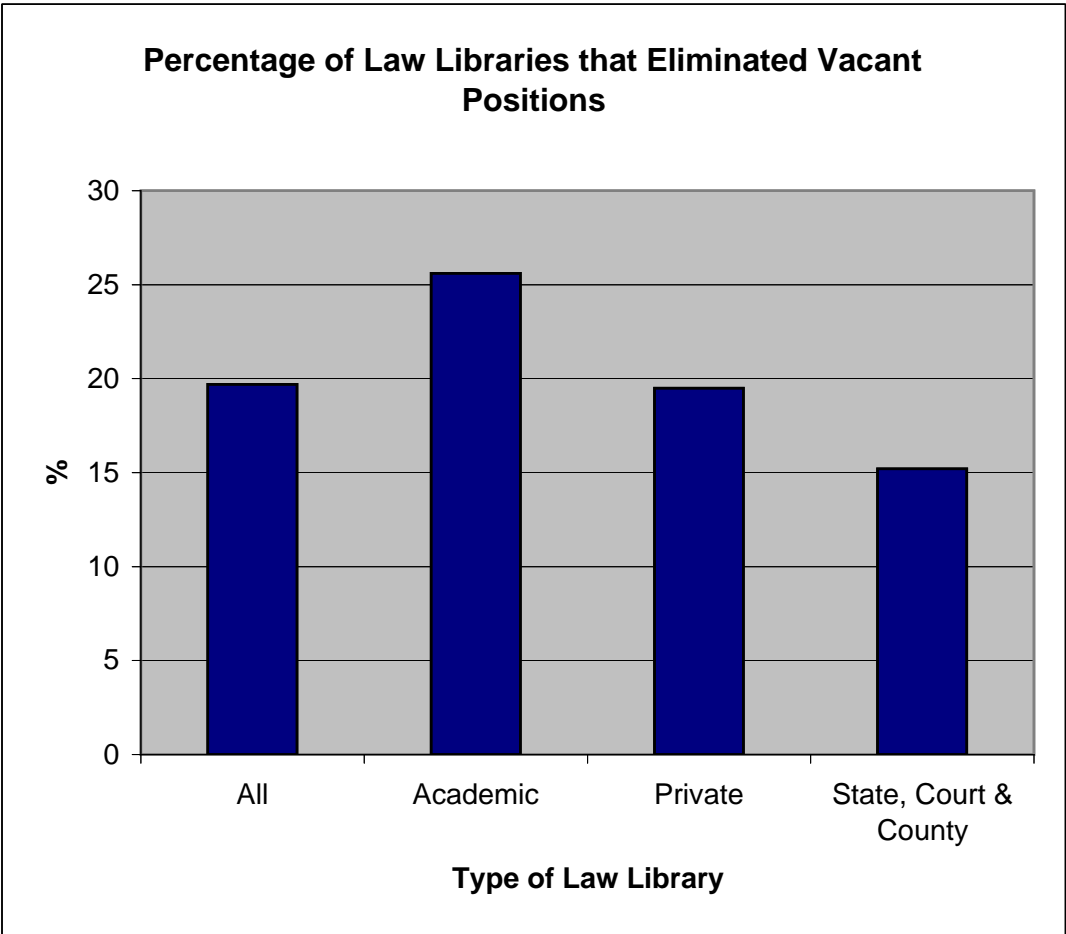
1 to 5	100.0%	12
6 to 10	0.0%	0
11 to 15	0.0%	0
16 to 20	0.0%	0
More than 20	0.0%	0
<i>answered question</i>		12

3. Has your library eliminated any vacant positions?		
All Responses		
Yes	19.7%	86
No	80.3%	351
<i>answered question</i>		437

Academic Law Library Responses		
Yes	25.6%	22
No	74.4%	64
<i>answered question</i>		86

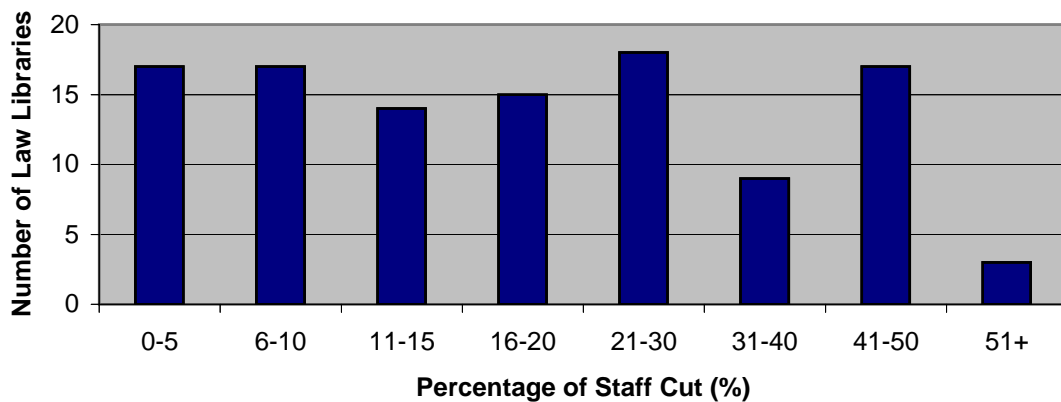
Private Law Library Responses		
Yes	19.5%	52
No	80.5%	215
<i>answered question</i>		267

State, Court & County Law Library Responses		
Yes	15.2%	12
No	84.8%	67
<i>answered question</i>		79

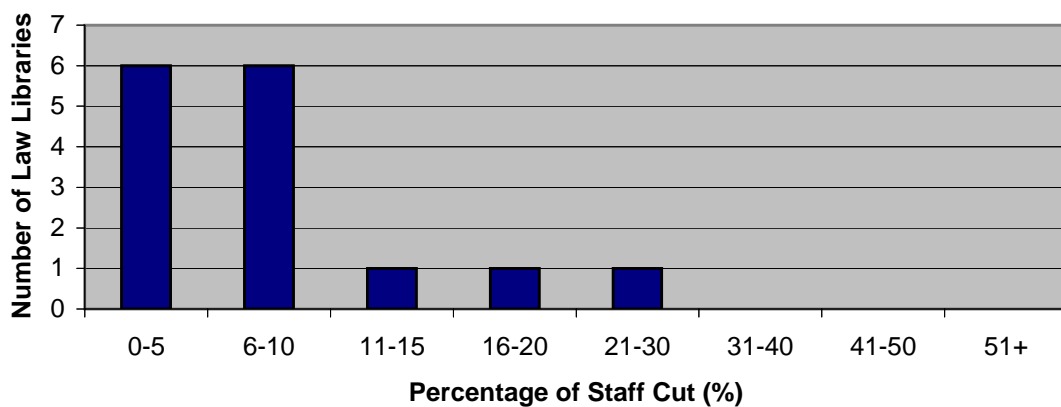


4. If your library has had staff reductions, please indicate what percentage of your staff has been cut.

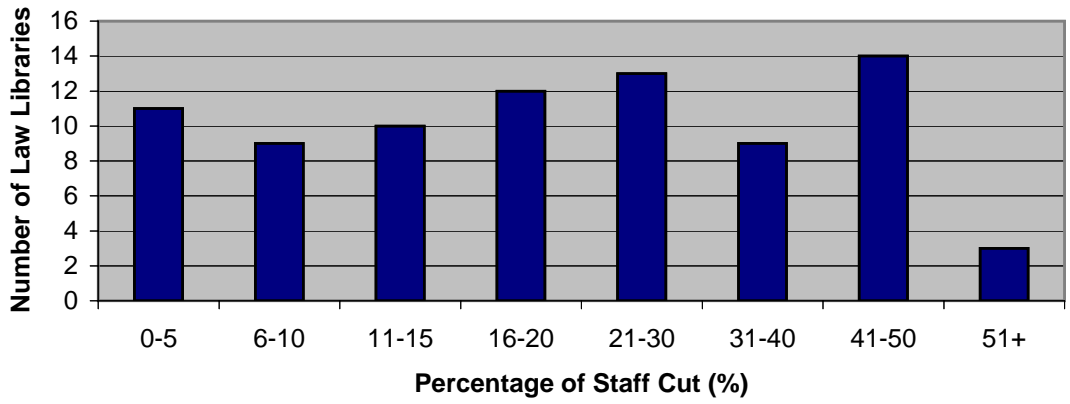
Percentage of Staff Cut in Law Libraries (All Responses)



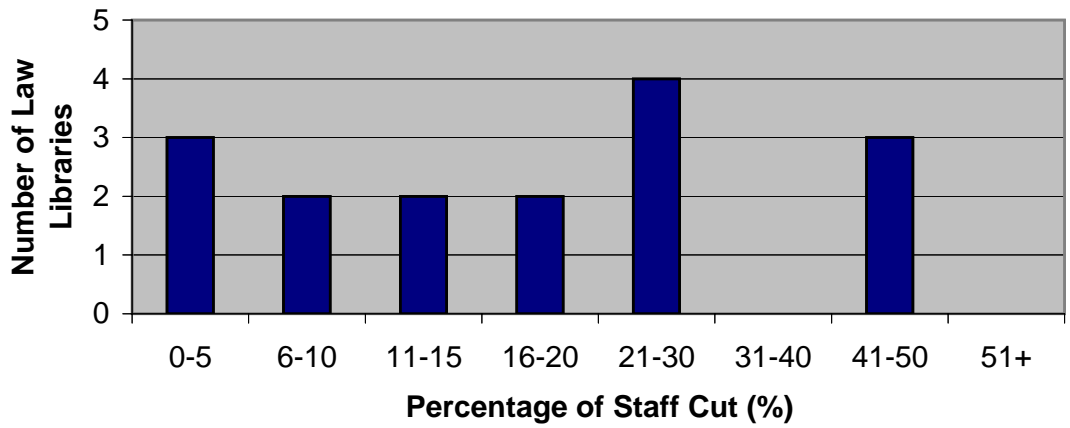
Percentage of Staff Cut in Academic Law Libraries



Percentage of Staff Cut in Private Law Libraries



Percentage of Staff Cut in State, Court & County Law Libraries



5. Does your library have a hiring freeze in place at this time?

All Responses

Yes	63.6%	278
No	36.4%	159
<i>answered question</i>		437

Academic Law Library Responses

Yes	45.3%	39
No	54.7%	47
<i>answered question</i>		86

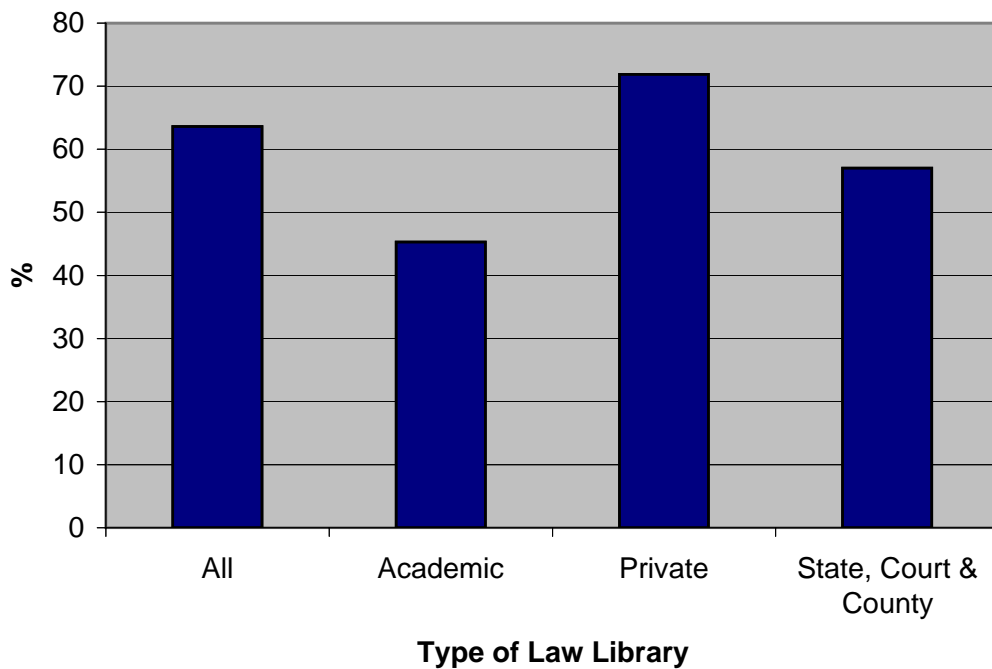
Private Law Library Responses

Yes	71.9%	192
No	28.1%	75
<i>answered question</i>		267

State, Court & County Law Library Responses

Yes	57.0%	45
No	43.0%	34
<i>answered question</i>		79

Percentage of Law Libraries with a Hiring Freeze



6. Has your library instituted any furloughs, i.e., mandated time off without pay or reduction in hours for its staff members?

All Responses

Yes	4.1%	18
No	95.9%	419
<i>answered question</i>		437

Academic Law Library Responses

Yes	3.5%	3
No	96.5%	83
<i>answered question</i>		86

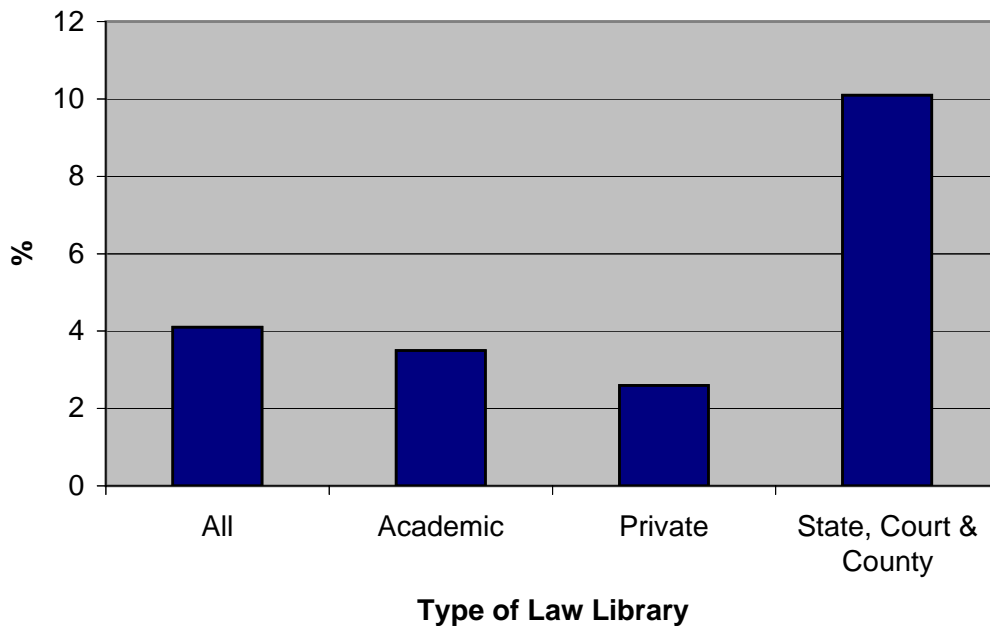
Private Law Library Responses

Yes	2.6%	7
No	97.4%	260
<i>answered question</i>		267

State, Court & County Law Library Responses

Yes	10.1%	8
No	89.9%	71
<i>answered question</i>		79

Percentage of Law Libraries with Mandated Time off without Pay



7. What do you anticipate the average annual pay raise to be this year for library employees?

All Responses

No pay raises this year	51.3%	224
1 percent	3.4%	15
2 percent	14.9%	65
3 percent	14.0%	61
4 percent	3.2%	14
5 percent	0.9%	4
6 percent	0.5%	2
7 percent	0.0%	0
8 percent	0.2%	1
9 percent	0.0%	0
10 percent or more	0.0%	0
I don't know	11.7%	51
<i>answered question</i>		437

Academic Law Library Responses

No pay raises this year	48.8%	42
1 percent	3.5%	3
2 percent	17.4%	15
3 percent	15.1%	13
4 percent	3.5%	3
5 percent	1.2%	1
6 percent	0.0%	0
7 percent	0.0%	0
8 percent	0.0%	0
9 percent	0.0%	0
10 percent or more	0.0%	0
I don't know	10.5%	9
<i>answered question</i>		86

Private Law Library Responses		
No pay raises this year	52.8%	141
1 percent	4.5%	12
2 percent	13.5%	36
3 percent	12.7%	34
4 percent	3.0%	8
5 percent	0.4%	1
6 percent	0.0%	0
7 percent	0.0%	0
8 percent	0.0%	0
9 percent	0.0%	0
10 percent or more	0.0%	0
I don't know	13.1%	35
<i>answered question</i>		267

State, Court & County Law Library Responses		
No pay raises this year	49.4%	39
1 percent	0.0%	0
2 percent	15.2%	12
3 percent	17.7%	14
4 percent	3.8%	3
5 percent	2.5%	2
6 percent	2.5%	2
7 percent	0.0%	0
8 percent	0.0%	0
9 percent	0.0%	0
10 percent or more	0.0%	0
I don't know	8.9%	7
<i>answered question</i>		79

8. Please indicate below changes in library employee benefits.

All Responses

	Benefit Increased	No Change	Benefit Reduced	Benefit Discontinued	I Don't Know	Not Applicable	Response Count
Disability Insurance Coverage	2	378	2	0	23	31	436
Health Insurance Coverage	8	352	43	0	20	12	435
Retirement Plans	0	364	27	4	24	15	434
Tuition Reimbursement	0	228	7	9	34	156	434
<i>answered question</i>							437

Academic Law Library Responses

	Benefit Increased	No Change	Benefit Reduced	Benefit Discontinued	I Don't Know	Not Applicable	Response Count
Disability Insurance Coverage	0	74	1	0	8	2	85
Health Insurance Coverage	2	64	11	0	7	1	85
Retirement Plans	0	72	5	0	6	1	84
Tuition Reimbursement	0	70	2	0	5	7	84
<i>answered question</i>							86

Private Law Library Responses

	Benefit Increased	No Change	Benefit Reduced	Benefit Discontinued	I Don't Know	Not Applicable	Response Count
Disability Insurance Coverage	2	238	1	0	13	13	267
Health Insurance Coverage	4	223	20	0	10	9	266
Retirement Plans	0	219	18	4	14	11	266
Tuition Reimbursement	0	124	4	8	23	107	266
<i>answered question</i>							267

State, Court & County Law Library Responses

	Benefit Increased	No Change	Benefit Reduced	Benefit Discontinued	I Don't Know	Not Applicable	Response Count
Disability Insurance Coverage	0	62	0	0	2	15	79
Health Insurance Coverage	2	61	11	0	3	2	79
Retirement Plans	0	69	4	0	4	2	79
Tuition Reimbursement	0	32	1	1	5	40	79
<i>answered question</i>							79

9. Please indicate any funding changes for your library staff professional activities.

All Responses

	Funding Increased	No Change	Funding Reduced	Funding Discontinued	I Don't Know	Not Applicable	Response Count
Professional Association Dues	1	340	46	9	33	5	434
Professional Education Fees	4	197	121	56	34	22	434
Travel	6	126	151	101	37	15	436
<i>answered question</i>							437

Academic Law Library Responses

	Funding Increased	No Change	Funding Reduced	Funding Discontinued	I Don't Know	Not Applicable	Response Count
Professional Association Dues	1	64	13	1	6	0	85
Professional Education Fees	1	55	22	3	5	0	86
Travel	3	44	30	5	4	0	86
<i>answered question</i>							86

Private Law Library Responses

	Funding Increased	No Change	Funding Reduced	Funding Discontinued	I Don't Know	Not Applicable	Response Count
Professional Association Dues	0	215	24	3	23	1	266
Professional Education Fees	0	105	80	44	25	11	265
Travel	0	54	90	83	29	11	267
<i>answered question</i>							267

State, Court & County Law Library Responses

	Funding Increased	No Change	Funding Reduced	Funding Discontinued	I Don't Know	Not Applicable	Response Count
Professional Association Dues	0	58	9	4	4	4	79
Professional Education Fees	3	35	18	8	4	11	79
Travel	3	26	30	12	3	4	78
<i>answered question</i>							79